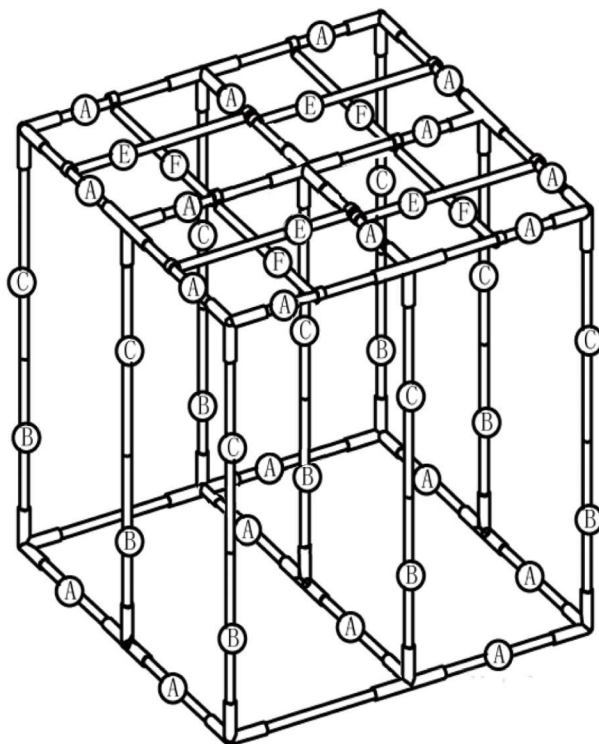
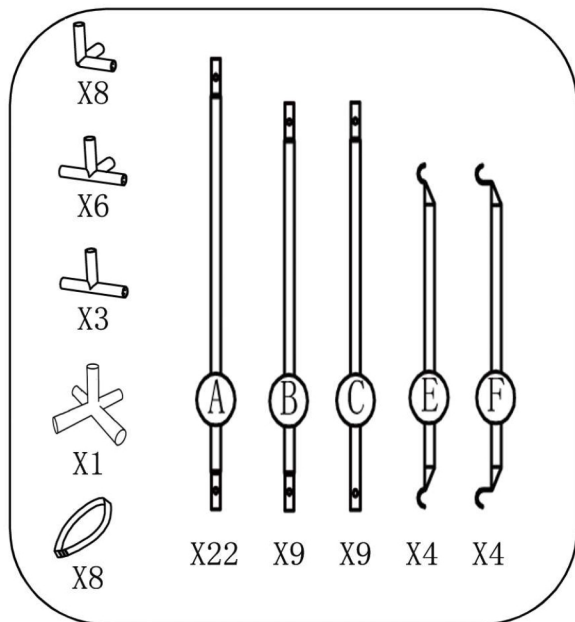




HYDROPOLIS 9x9+ GROW TENT

Dimensions: 114.17 in X 114.17 in X 78.74 in
290 cm X 290 cm X 200 cm



1.



**UNZIP TENT AND
SET FRAME INTO
TENT FLOOR**

2.



**PULL TENT SKIN
OVER FRAME AND
ZIP UP SIDES**

3.



**ATTACH SUPPORT
BARS E & F TO THE
TOP OF THE FRAME**

4.



**PLACE FLOOR LINER
ON TENT FLOOR AND
ATTACH TO TENT
CORNERS**

5.



**ZIP UP PANELS. YOUR
TENT IS READY FOR
LIGHTS, VENTILATION,
AND PLANTS!**

CONNECTIONS

FIGURE A

MALE

FEMALE




FIGURE B

1. Depress chrome nipples and insert male connectors into female receiver slots.
2. Allow chrome nipples to lock into place through female connectors.